

EDPLIT
COMPANY
2025

@EDPLIT

SILICA
TILE.WARE
EdPLIT
Catalog
NEW PRODUCT YEAR 2025
SILICACO.COM



@EDPLIT

SILICA *Ed*PLIT.
TILE.WARE INNOVATIVE
SOLUTIONS FOR BATHROOMS

COMPANY MISSION:

We craft innovative hidden mounting solutions that seamlessly integrate into minimalist interiors, enhancing both functionality and design.

Vision:


At EDPLIT, we aspire to set new standards in the architectural finishes industry. Our goal is to become a leading brand, pioneering intelligent and eco-friendly solutions that redefine modern interior aesthetics and installation efficiency.

Objectives:

We are committed to expanding our global presence by cultivating strategic partnerships and establishing representative offices in 10 countries. This approach enables us to connect with a broader audience, introduce pioneering solutions, and confidently enter new markets. Our strategy is clear: refine our product range with 10 groundbreaking innovations that simplify installation and reinforce our leadership in the industry.

Company Values:

Innovation, quality, craftsmanship, and customer satisfaction. These values define our approach to product development, business operations, and long-term collaborations with industry professionals.





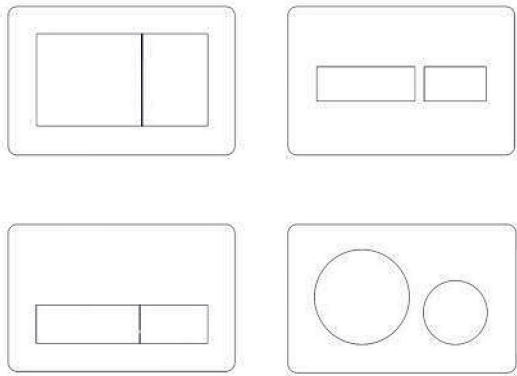
With a modern design and high functionality

The innovative flush button seamlessly integrates into tiled surfaces, creating a clean and uninterrupted look. Its smooth design complements any bathroom interior, while the concealed technology adds a refined touch.



Specifically designed for use with tiles, the button is the perfect solution for contemporary bathrooms and sanitary spaces, ensuring an elegant and minimalist aesthetic.

INVISI TILE TOUCH




UNIVERSAL BUTTON 4 IN 1
Complete installation kit




INSTRUCTION IS HERE

Includes pushbuttons,
mounting hardware, and
installation/removal tool



Pressing mechanism from top to bottom.



COMPATIBLE WITH

Geberit Sigma, Geberit Delta, and Tece dual
flush systems

Edplit Invisi Tile Touch

A concealed flush button compatible with Geberit Sigma, Geberit Delta, and Tece. It fully integrates with tiled surfaces, creating an elegant and contemporary look.

PACKAGE CONTENTS:


The set includes the Invisi Tile Touch button mechanism (model depends on the configuration). All necessary mounting components (pins, brackets, screws) are included for secure attachment to the flush system of Geberit Sigma, Geberit Delta, and Tece. Additionally, some configurations may include an adapter to ensure compatibility.

Edplit Whisper


A concealed flush button compatible exclusively with Geberit Sigma.




HIDDEN FLUSH BUTTON
EDPLIT INVISI TILE TOUCH




HIDDEN FLUSH BUTTON EDPLIT WHISPER








**HIDDEN FLUSH BUTTON EDPLIT
INVISIFLUSH M3 BLACK**

Concealed flush button,
compatible only with Grohe.




**HIDDEN FLUSH BUTTON EDPLIT
INVISIFLUSH M3**

Concealed flush button,
compatible only with Grohe.




**HIDDEN FLUSH BUTTON
EDPLIT HIDDEN TRIGGER**

Concealed Flush Button,
Compatible Only with Geberit Delta




HIDDEN FLUSH BUTTON EDPLIT DISCREET
Concealed Flush Button, Compatible Only with Tece.




HIDDEN FLUSH BUTTON EDPLIT INVISI TILE TOUCH M2

Concealed Flush Button, Compatible with Geberit Sigma, Geberit Delta, and Tece.



HIDDEN FLUSH BUTTON EDPLIT WHISPER M2

Concealed Flush Button, Compatible Only with Geberit Sigma.



HIDDEN FLUSH BUTTON EDPLIT HIDDEN TRIGGER M2

Concealed Flush Button, Compatible Only with Geberit Delta.



HIDDEN FLUSH BUTTON EDPLIT DISCREET M2

Concealed Flush Button, Compatible Only with Geberit Delta.





HIDDEN FLUSH BUTTON IN THE INTERIOR

4 VARIANTS OF THE HIDDEN FLUSH BUTTON

VISUALIZATION OF THE HIDDEN FLUSH BUTTON EDPLIT

3D VISUALIZATION





Complete installation kit
Includes pushbuttons, mounting hardware,
and installation/ removal tool

DISCREET M2
COMPATIBLE
WITH TECE

TRIGGER M2
COMPATIBLE
WITH
GEBERIT
DELTA

WHISPER M2
COMPATIBLE
WITH
GEBERIT
SIGMA





HIDDEN FLUSH BUTTON IN THE INTERIOR





EDPLIT UNIVERSAL CONCEALED ACCESS HATCH

Package Includes:

- 4 cutting stickers
- 2 elements for the built-in hatch
- Magnetic components for bottom or side installation
- Stainless steel magnetic mounts
- Discs and diamond drill bits for cutting





Key Advantages:

ADAPTIVE SIZING:

1. Can be adjusted to meet specific project requirements, eliminating the limitations of standard dimensions.
2. Concealed installation: Seamlessly integrates behind wall or ceiling finishes, creating a clean, uninterrupted interior aesthetic.
3. Effortless installation: Thoughtfully designed for quick and easy mounting, with a lightweight construction that simplifies handling and transportation.
4. Superior quality: Made from durable materials to ensure longevity and resistance to mechanical damage.

EDPLIT CONCEALED BATHROOM FAN


Edplit combines reliable functionality with minimalist design. Crafted from durable, high-quality materials, this fan ensures long-lasting and efficient performance for all ventilation needs.

Available Sizes:

100 mm – ideal for toilets.

125 mm – optimal for rooms
up to 8 m².

150 mm – suitable for bathrooms
and spaces up to 12 m².







EDPLIT INVISIBLE PUSH SWITCH



KEY FEATURES:

CONCEALED DESIGN:

HARMONIOUSLY INTEGRATES INTO WALLS, PROVIDING A FLAWLESS APPEARANCE.

ADAPTABLE INSTALLATION:

COMPATIBLE WITH VARIOUS FINISHES.

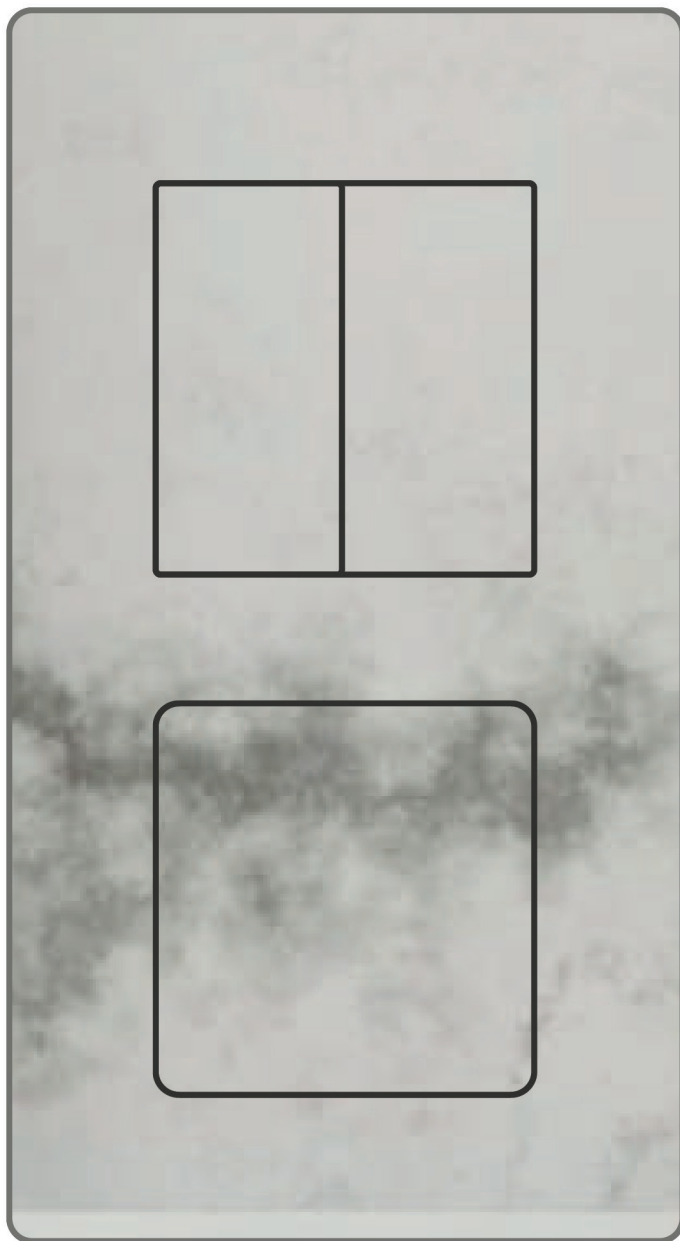
DURABLE CONSTRUCTION:

BUILT FOR LONGEVITY AND RELIABLE PERFORMANCE.



EDPLIT CONCEALED DOUBLE SWITCH

An elegant solution for controlling two circuits with a single concealed device. Designed for seamless integration with tiled or pre-finished surfaces, it combines style and versatility.



EDPLIT INVISIBLE SWITCH

A perfect designer solution that blends harmoniously into the wall thanks to concealed mounting under tiles or other finishes. It preserves the aesthetics of the space without compromising functionality.

LED LIGHTING WITH MOTION SENSOR



A refined solution that blends style, comfort, and modern technology. Enhancing convenience and elegance, it complements concealed flush buttons while emphasizing minimalist interior design.

1. ENHANCED VISIBILITY:

Soft LED backlighting ensures comfortable use even in the dark, making the button intuitively accessible.

2. STYLISH DESIGN:

A subtle lighting accent adds a contemporary touch to the interior, harmonizing with the space and reinforcing the premium aesthetic of the bathroom.

3. ENERGY EFFICIENCY:

Energy-efficient LED lighting minimizes electricity consumption while guaranteeing long-lasting performance and reliability.



CONCEALED FLUSH BUTTON WITH LED BACKLIGHTING




BEFORE

AFTER

CONCEALED BATHROOM FAN WITH LED BACKLIGHTING



BEFORE



AFTER

CONCEALED BATHROOM FAN WITH LED LIGHTING

Combining functionality and aesthetics, it creates a comfortable environment in the bathroom.

Ambient Lighting


Soft LED backlighting enhances visibility and ensures convenience in spaces with low light levels.

Stylish Design

Refined aesthetics add an elegant accent, seamlessly integrating into a modern interior.

Energy Efficiency

LED technology ensures low energy consumption and long-lasting performance.





BEFORE



AFTER



INNOVATIVE SOLUTIONS FOR BATHROOMS



MENU



**HIDDEN FLUSH BUTTON EDPLIT
INVISI TILE TOUCH**



HIDDEN FLUSH BUTTON EDPLIT WHISPER



**HIDDEN FLUSH BUTTON EDPLIT
HIDDEN TRIGGER**



HIDDEN FLUSH BUTTON EDPLIT DISCREET



**HIDDEN FLUSH BUTTON EDPLIT INVISI
TILE TOUCH M2**



**HIDDEN FLUSH BUTTON EDPLIT
WHISPER M2**

MENU



HIDDEN FLUSH BUTTON EDPLIT HIDDEN TRIGGER M2




HIDDEN FLUSH BUTTON EDPLIT DISCREET M2




HIDDEN FLUSH BUTTON EDPLIT INVISIFLUSH M3 BLACK



HIDDEN FLUSH BUTTON EDPLIT INVISIFLUSH M3



HIDDEN FLUSH BUTTON EDPLIT INVISI TILE TOUCH (WITHOUT CONSUMABLES)




HIDDEN FLUSH BUTTON EDPLIT WHISPER (WITHOUT CONSUMABLES)


MENU




HIDDEN FLUSH BUTTON EDPLIT HIDDEN TRIGGER (WITHOUT CONSUMABLES)



HIDDEN FLUSH BUTTON EDPLIT DISCREET (WITHOUT CONSUMABLES)




HIDDEN FLUSH BUTTON EDPLIT INVISI TILE TOUCH M2 (WITHOUT CONSUMABLES)



HIDDEN FLUSH BUTTON EDPLIT WHISPER M2 (WITHOUT CONSUMABLES)



HIDDEN FLUSH BUTTON EDPLIT HIDDEN TRIGGER M2 (WITHOUT CONSUMABLES)



HIDDEN FLUSH BUTTON EDPLIT DISCREET M2 (WITHOUT CONSUMABLES)


MENU




**HIDDEN FLUSH BUTTON EDPLIT INVISI
FLUSH M3 BLACK
(WITHOUT CONSUMABLES)**



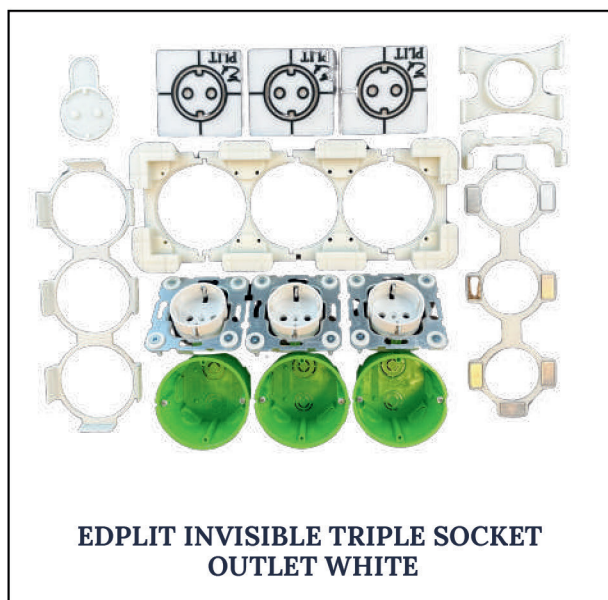
**HIDDEN FLUSH BUTTON EDPLIT
INVISIFLUSH M3
(WITHOUT CONSUMABLES)**




EDPLIT INVISIBLE SOCKET OUTLET WHITE



**EDPLIT INVISIBLE DOUBLE SOCKET
OUTLET WHITE**




**EDPLIT INVISIBLE TRIPLE SOCKET
OUTLET WHITE**



EDPLIT INVISIBLE PUSH DUAL SWITCH

MENU



EDPLIT INVISIBLE PUSH SWITCH



EDPLIT CONCEALED BATHROOM FAN 100



EDPLIT CONCEALED BATHROOM FAN 125



EDPLIT CONCEALED BATHROOM FAN 150



EDPLIT UNIVERSAL CONCEALED ACCESS HATCH (WITHOUT CONSUMABLES)



EDPLIT UNIVERSAL CONCEALED ACCESS HATCH (FULL KIT)

MENU



CONTACTS

PHONE: +380507779788 / +14842408111
SUPPORT: SUPPORT@EDPLIT.COM
PARTNERSHIP: PARTNERS@EDPLIT.COM



EDPLIT: TECHNOLOGIES THAT SHAPE SPACES

PHILOSOPHY

Minimalism is not just a style; it is a new approach to space. Edplit creates solutions that seamlessly integrate into interiors, preserving clean lines and visual lightness. Concealed mechanisms, flawless functionality, and premium materials are the foundation of every product.

TECHNOLOGY FOR A NEW AESTHETIC

Edplit has developed innovative systems that redefine traditional approaches to plumbing, ventilation, and control.

Concealed flush buttons – seamlessly integrated into walls or tiles for a sleek, uninterrupted look.

LED lighting systems – enhancing comfort and adding a refined accent.

Ventilation solutions – efficient performance without excess details.

Concealed access panels – practical functionality with a minimalist aesthetic.

INNOVATIONS THAT SET NEW STANDARDS

Universal compatibility – products adapted to leading global systems.

Durable materials – built for longevity and reliability.

Smart installation – quick and intuitive setup without unnecessary complexity.

Stylish minimalism – designs that require no compromises between aesthetics and function.

EDPLIT – THE FUTURE OF CONCEALED TECHNOLOGIES IN YOUR SPACE.

01 02 03 04 05 06

FAST DELIVERY
QUICK AND RELIABLE
SHIPPING.

PATENTED
EXCLUSIVE AND
INNOVATIVE
TECHNOLOGY.

HIGH QUALITY
DURABLE AND WEAR-
RESISTANT MATERIALS.

10 YEAR WARRANTY
LONG-TERM RELIABILITY
GUARANTEE.

REASONABLE PRICE
HIGH QUALITY AT A FAIR
COST.

PERFECT PACKAGING
SECURE AND
PROTECTIVE
DESIGN.



WEBSITE



PINTEREST



INSTAGRAM



EMAIL



SILICA

@EDPLIT

SILICA *Ed*PLIT.
TILE.WARE INNOVATIVE
SOLUTIONS FOR BATHROOMS



SILICA
TILE.WARE

SILICACO.COM

info@silicaco.com

